A Review on Return Migration: Systematic Review and Bibliometric Analysis

Sri Lanka Journal of Social Sciences and Humanities
Volume 6 Issue 2, August 2026: 65-78
ISSN: 2773 692X (Online), 2773 6911 (Print)
Copyright: © 2026 The Author(s)
Published by the Faculty of Social Sciences and Languages, Sabaragamuwa University of Sri Lanka
Website: https://www.sab.ac.lk/sljssh
DOI: https://doi.org/10.4038/sljssh.v6i2.149

Ravindra Deyshappriya N. P.[1*], Pradeep Uluwaduge[2], Bandara W. M. A. H.[3] and Carlos Mendez[4]

[1*]Department of Management Sciences, Uva Wellassa University of Sri Lanka, Sri Lanka

[2] Department of Social Sciences, Sabaragamuwa University of Sri Lanka, Sri Lanka

[3] Department of Tourism Studies, Uva Wellassa University of Sri Lanka, Sri Lanka

[4] Graduate School of International Development, Nagoya University, Japan

Received: 11 May 2026, **Revised:** 05 August 2026, **Accepted:** 17 August 2026.
How to Cite this Article: Ravindra Deyshappriya, N. P. et al (2026). A review on return migration: systematic review and bibliometric analysis. *Sri Lanka Journal of Social Sciences and Humanities, 6*(2), 65-78.

Abstract

Return Migration has been recognized as a critical part of development and is a much-debated topic in the globalized world. As a result, Scholars were particularly enthusiastic about return migration and thus, this study summarizes and synthesizes empirical research papers on return migration from 2000 – 2024. Systematic Literature Review and PRISMA guidelines were employed to achieve the primary objective of this study. Following seven inclusion criteria, 1697 research papers published during 2000 – 2024 were obtained from Lens.org and Google Scholar, of which 467 papers were considered for review. In addition, Biblioshiny and VOSviewer-based Keyword Co-Occurrence Analysis was used to analyze the content and structure of papers. Accordingly, Keywords Co-occurrence Overlay Visualization results depict a strong relationship between Return Migration and Migration. Further keywords such as Diaspora, Gender, Ethnicity, Transnationalism, Development, and Entrepreneurship denote their strong relationship with the Return Migration. Moreover, Density visualization map denotes that keywords such as entrepreneurship, circular migration, and developing countries appear less frequently and have garnered less attention compared to return migration. Apart from that, the study found 12 themes, they are; Return Migration, Dimensions of Return Migration, Wellbeing and Migration, Entrepreneurial Reintegration, Youth migration, Government Policies on Migration, Migration and Development, Extreme Ends of Migration, Skilled Migration, Age and Migration, Family Dynamics, Economic benefit of Remittances. The findings of this research highlighted that the researcher identified a few studies on certain areas related to return migration. Especially on entrepreneurship, circular migration, developing countries, and transnationalism. This study considered only papers that were downloaded from two databases. This study aids legislators, corporations, and academics in developing enhanced approaches, innovations, and service advancements.

Keywords: Co-Occurrence Analysis, Return Migration, Systematic Literature Review

INTRODUCTION

Return migration means migrants moving back to their home country after living in another country, either permanently or temporarily (Bilecen, 2022; Dustmann & Weiss, 2007). The decision to return can depend on personal, economic, social, and political reasons. Some migrants return because of conflicts, political problems, economic difficulties, or poor conditions in the host country. Others return because they had already planned to go back to their home country (Hamdouch & Wahba, 2015). Return migration is also seen as a "triple-win" process because it can benefit migrants, host countries, and countries of origin (Sinatti, 2015). Return migrants can contribute to the development of their home countries by bringing money, skills, knowledge, and experience gained from abroad. These contributions can help improve employment, strengthen social relationships, and increase productivity (Bilecen, 2022; Sinatti, 2015).

Migration has become an important part of global development, and it is widely discussed in both academic and policy studies. According to De Haas (2010), migration theories have developed through three main approaches: Neo-classical, Structuralist, and Neo-Marxist. These approaches help us understand how ideas about migration and development have changed over time. The Neo-classical approach mainly sees migration as a way to support economic development, especially because of differences in labour markets between countries (Massey et al., 1993, 1999). The Neo-Marxist approach, on the other hand, argues that migration can also create or increase inequalities between regions (De Haas, 2010; Nzima et al., 2017). More recent pluralist approaches look at both structural conditions and individual factors when explaining why people migrate (De Haas, 2010; Massey et al., 1993; Nzima et al., 2017). In the same way, the New Economics of Labour Migration (NELM) explains migration as a decision made by households, rather than only by

* **Corresponding author:** Tel.: +94 (77) 288 6337; Email: ravindra@uwu.ac.lk
https://orcid.org/0000-0002-5283-1207

This article is published under the Creative Commons CC-BY-ND License (http://creativecommons.org/licenses/by-nd/4.0/). This license permits use, distribution, and reproduction, commercial and non-commercial, provided that the original work is properly cited and is not changed in anyway.

individuals (Nzima et al., 2017). The Sustainable Livelihood Approach (SLA) also looks at migration as a way for people and households to improve their livelihoods, diversify their sources of income, and achieve better long-term development (Massey et al., 1993).

Previous studies show that return migrants can make important contributions to economic and social development. Many return migrants become entrepreneurs and support investment, the use of remittances, and the development of businesses (Naudé et al., 2017). Some return migrants, especially highly educated women, start businesses in areas such as agriculture, trade, and hospitality (Zulfiu Alili & Adnett, 2021). At the community level, return migration can also support rural development (Alibabaiee & Jom'epour, 2017). The decision to return can be influenced by social, personal, economic, and policy-related factors, with social and personal factors having a stronger influence (Weldemariam et al., 2023). Family responsibilities can also affect the decision to return, and women may be more likely to return when their parents are still alive (Haddad & Caron, 2023).

Although several studies have reviewed different areas of return migration, such as migration and development (Debnath, 2016; Wahba, 2014), migration drivers (Mohamed & Abdul-Talib, 2020), retirement migration (Ciobanu & Ramos, 2015), and human capital and SME internationalisation (Gittins & Fink, 2015), the existing literature is still divided across different disciplines, theories, countries, and research areas. Therefore, we still need a more comprehensive review to understand how research on return migration has developed over time. This type of review can help us identify research trends, important research areas, emerging themes, and knowledge gaps. It can also help us understand where future research should focus and provide useful directions for policymakers (Andrlić et al., 2023; Priyashantha, 2023; Priyashantha et al., 2023; Priyashantha & Dilhani, 2022).

To address this gap, we reviewed and mapped research on return migration published between 2000 and 2024. We followed the PRISMA guidelines and collected journal articles from Lens.org and Google Scholar. We then analysed the selected studies using a Systematic Literature Review (SLR) approach. We also used Keyword Co-occurrence Analysis in VOSviewer to identify the main research themes, influential studies, geographical patterns, research connections, and emerging research areas. In the rest of the paper, we present the materials and methods, results and findings, discussion, and conclusions. The findings are organised into article selection, article characteristics, synthesis of results, and bias assessment.

MATERIALS AND METHODS

Article selection process and methods

We used the SLR methodology in this study. According to Liberati et al. (2009), the Preferred Reporting Items for Systematic Reviews and Meta-Analyses (PRISMA) framework is a useful standard for planning, conducting, and reporting an SLR. Therefore, we followed the PRISMA guidelines and prepared a research protocol at the planning stage. The protocol is presented in Table 1. It includes the article selection method, search terms, inclusion criteria, analysis methods, and reporting structure. We decided the search terms and article inclusion criteria at the planning stage, as shown in Table 1.

Table 1. Review Protocol

Article selection method	**PRISMA guidelines**
Search strings	Return Migration
Inclusion criteria	1. Year range: 2000 -2024
	2. Subject area: Management
	3. Language of article: English
	4. Keywords: Return Migration
	5. Source type: Journals
	6. Type of Study: Empirical
	7. Methodological quality: Articles that followed the Quantitative Methods
Databases	Lens. Org, Google Scholar
Analysis Method	Keyword Co-occurrence Analysis, PRISMA guidelines
Reporting structure	PRISMA guidelines

Source: Authors' Conception, 2025

As shown in Table 1, we selected the articles based on the PRISMA requirements and developed the PRISMA flow diagram to present the selection process. It includes three main

steps: "identification," "screening," and "included." Figure 1 also shows how we followed these stages throughout the study. In the identification stage, we used "Return Migration" as the main search term. We entered this term into Lens.org and Google Scholar based on the databases available to us. In the screening stage, we used both automatic and manual screening methods. For the automatic screening, we applied criteria one to seven listed in Table 1 using the available filtering options in the databases. Therefore, articles that did not meet these criteria were excluded. We then used manual screening to check the remaining articles and decide which studies could be included in the review.

Figure 1. Flow Diagram on PRISMA Article Selection

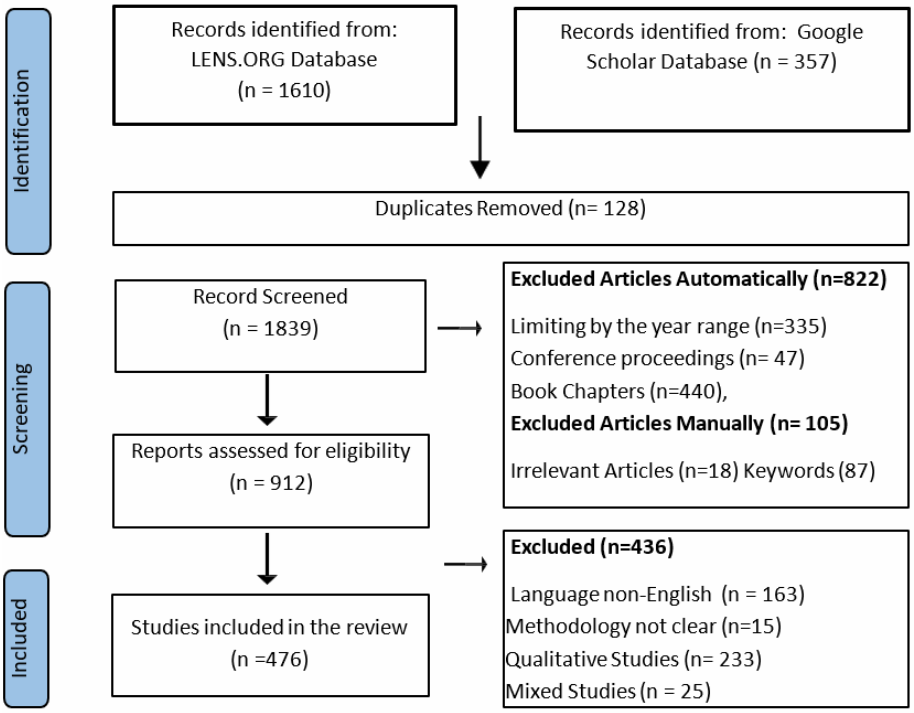

Source: Authors' Creation Based on the PRISMA Flow Diagram, 2025

The analysis methods

Biblioshiny and VOSviewer are widely used bibliometric tools for analysing the content and structure of scientific literature (Aparicio et al., 2019; Paule-Vianez et al., 2020; Van Eck & Waltman, 2014). In this study, Biblioshiny was mainly used to examine publication productivity, citation performance, and research trends (Cobo et al., 2012; Priyashantha et al., 2023). Likewise, VOSviewer was used to create scientific maps showing the structure, development, and main contributors in the research field (Aparicio et al., 2019; Cobo et al., 2012). Since keywords can represent the main themes of published studies, keyword co-occurrence was used as the main unit of analysis (Callon et al., 1983; Jain et al., 2022; Andrlić et al., 2023; Priyashantha, 2023).

The relationships among keywords were presented using the Keyword Co-occurrence Network Visualization (KCNV) generated through VOSviewer (Aparicio et al., 2019; Van Eck & Waltman, 2014). Figure 4 presents the KCNV. The Density Visualization Map (DVM) was also used to show research intensity in different areas. In this map, blue represents low-density areas, green represents moderate-density areas, and red represents high-density areas. Therefore, the map can help identify areas that may need further research (Andrlić et al., 2023; Van Eck & Waltman, 2014). In addition, Biblioshiny was used to generate the Overall Information of the Article Set (OIAS), Annual Article Publications (AAP), Average Citation Received (ACR), and Source Journals of Articles (SJA). Finally, VOSviewer was used to produce network visualisations.

RESULTS AND DISCUSSION

Selection of papers

Following the PRISMA 2020 guidelines, 1,697 records were initially identified from LENS.org and Google Scholar (Page et al., 2021). Based on the predefined inclusion criteria, articles published outside the 2000–2024 period (n = 335), non-English publications (n = 163), book chapters (n = 440), and conference proceedings (n = 47) were excluded. In addition, using the keyword "Return Migration," we identified 87 more studies from the reference lists. The remaining 912 articles were then screened manually. As a result, 233 qualitative studies, 25 mixed-method studies, and 15 articles with unclear methodologies were excluded. Figure 1 presents the complete PRISMA study selection process (Page et al., 2021).

Characteristics of papers

This section presents the main characteristics of the selected articles. Table 2 summarises the bibliometric profile of our dataset, which includes 476 articles published between 2000 and 2024 in 302 journals by 839 authors. We also found 8,608 references and 1,027 author keywords, which show the wide range of research on return migration. Figure 2 presents the annual publication and citation trends. We found that articles published up to 2019 received around 38

citations on average, and this trend continued up to 2022. However, the COVID-19 pandemic may have affected research patterns after this period because it had a major impact on global migration flows. By 2024, the average number of citations had decreased to 24, which may be linked to changes in research trends over time. Figure 4 also presents the most influential journals. The SSRN Electronic Journal, Journal of International Migration, and Journal of Ethnic and Migration Studies had the highest number of publications, with 27, 20, and 20 articles, respectively.

Table 02: Overall Information of the Article Set

Description	Results
Timespan	2000:2024
Sources	302
Documents	476
Annual Growth Rate %	4.5
Document Average Age	9.54
Average citations per doc	24.31
References	8608
Keywords Plus (ID)	1027
Author's Keywords (DE)	1027
Authors	839
Authors of single-authored docs	184
Single-authored docs	202
Co-Authors per Doc	1.99

Source: Biblioshiny Output, 2025

Figure 2: Average Number of Citations Obtained for the Papers

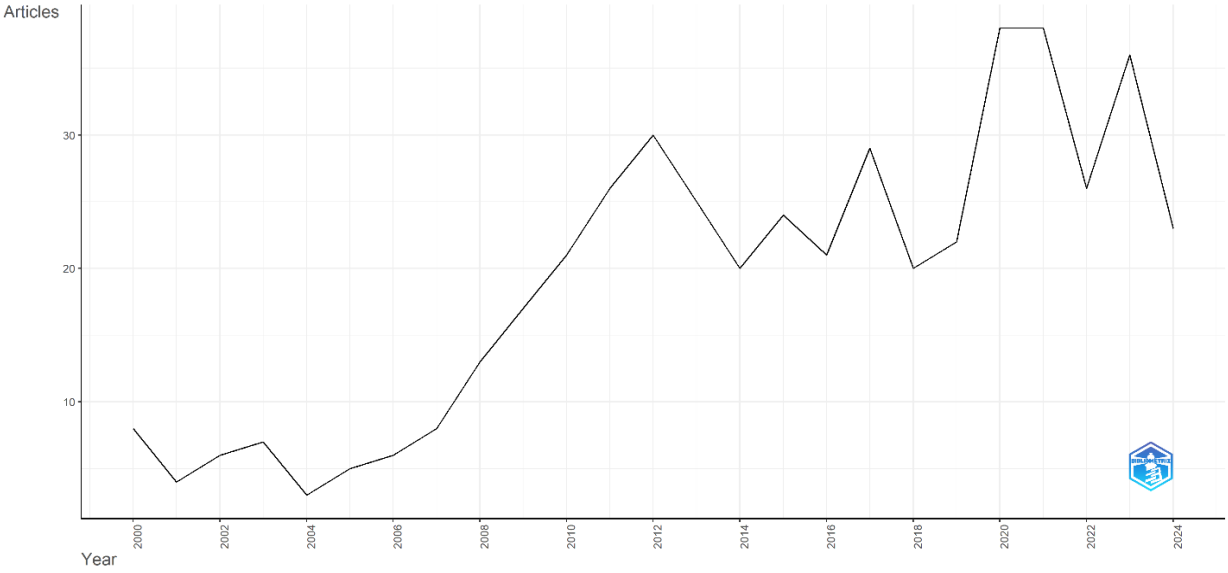

Source: Biblioshiny Output, 2025

Figure 3: Most Relevant Sources

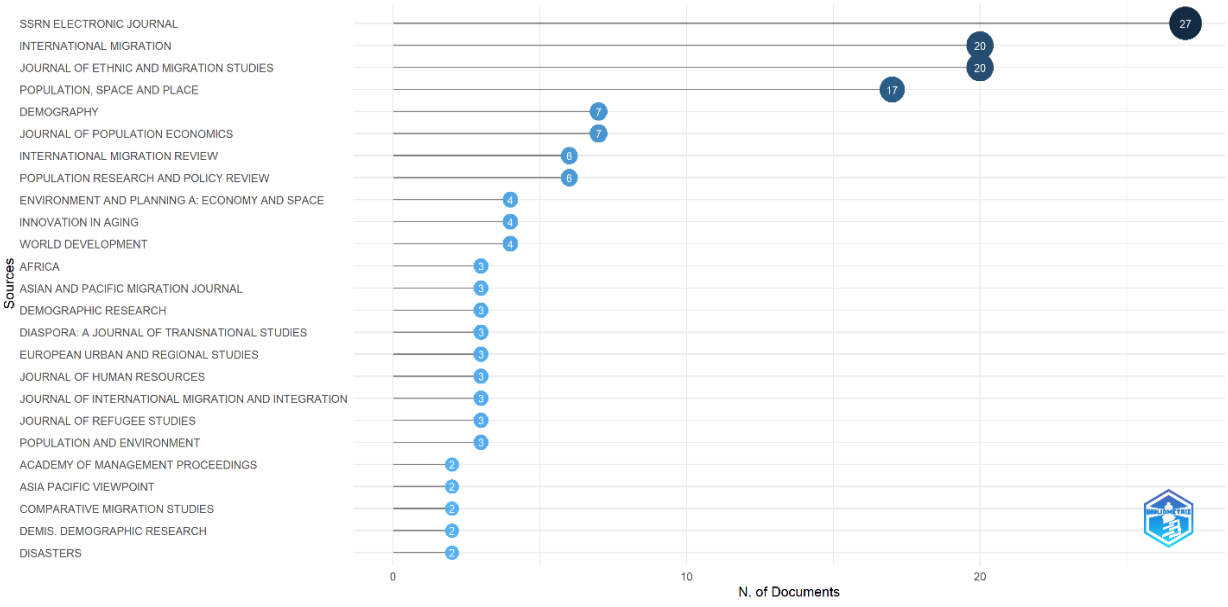

Source: Biblioshiny Output, 2025

THEMATIC DISCUSSION

Results of the papers

The purpose of this section is to describe the results of the study that are related to the research objective. The results were obtained via KCNV and DVM analyses.

Current Empirical Knowledge on Return Migration

VOSviewer identified many keywords with occurrence levels ranging from 01 to 07 based on its minimum keyword occurrence function. However, we selected a minimum of three occurrences to identify the most common themes related to return migration. This helped us focus on the keywords that appeared more often and were more relevant to the main areas of this study. Table 4 presents the frequency of the 40 selected keywords, while the KCNV in Figure 4 shows the relationships among these keywords.

Table 4: Keywords with a Minimum of Two Occurrences in Articles

Keyword	Occurrences	Total link strength
brain drain	6	10
Children	3	3
circular migration	9	8
citizenship	4	4
covid 19	4	5
deportation	3	3
determinants	5	5
developing countries	3	5
development	9	14
Diaspora	8	14
emigration	3	2
engineers	3	6
entrepreneurship	11	12
ethnic return migration	3	4
Ethnicity	6	13
Family	6	12
Gender	12	21
human capital	5	7
immigrants	5	6
integration	3	5
internal return migration	3	0
labour market	3	4
labour migration	5	3
life course	5	7
life satisfaction	3	4
mental health	5	4
Migration	33	17
migration policies	5	6
Policies	5	11
remittances	8	10
retirement	5	4
Return	6	6
return migrants	5	1
return migration	288	127
return migration intentions	3	4
scientists	3	6
second generation	3	5
tax incentives	3	5
transnational return migration	3	1
transnationalism	9	18

Source: VOSviewer Output, 2025

Figure 4: The Keywords Co-occurrence Network Visualization

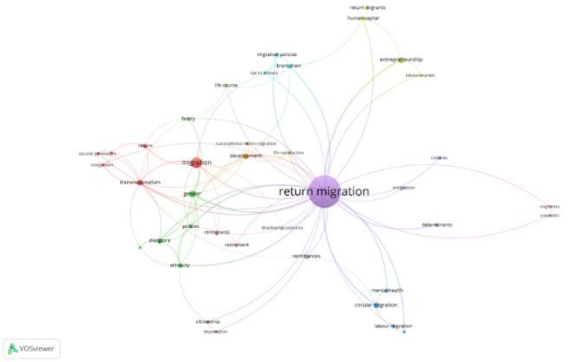

Source: VOSviewer Output, 2025

Figure 5: The Keywords Co-occurrence Overlay Visualization

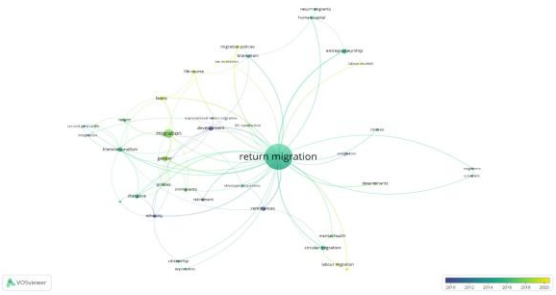

Source: VOSviewer Output, 2025

Figure 6: Density Visualization Map of Keywords

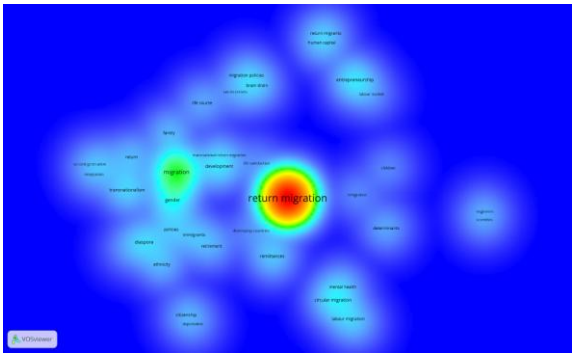

Source: VOSviewer Output (2025)

The Keyword Co-occurrence Network Visualization (KCNV) shows the relationships among keywords. The width of the links shows the strength of these relationships, while the size of the nodes shows how often each keyword appears. Larger nodes therefore represent keywords with higher numbers of occurrences (Priyashantha & Dilhani, 2022; Van Eck & Waltman, 2014). As shown in Figure 4, return migration and migration are closely connected through stronger links, indicating a strong conceptual relationship and extensive research attention. Similarly, keywords such as diaspora, gender, ethnicity, transnationalism, development, and entrepreneurship demonstrate strong associations with return migration. However, the greater distance between entrepreneurship and return migration indicates a lower co-occurrence frequency, suggesting limited research examining these concepts together.

In the KCNV, the size of the circles shows how often the keywords are cited, while the different colours show the average publication period of the studies related to each keyword. (Priyashantha & Dilhani, 2022; Van Eck & Waltman, 2014; Wang et al., 2020). Figure 5 reveals that most return migration studies were published between 2014 and 2022. Earlier research around 2010 mainly focused on keywords such as remittances, ethnicity, retirement, development, and transnational return migration. Studies published during 2014–2018 emphasised return migration, migration, gender, diaspora, transnationalism, circular migration, and entrepreneurship. More recent studies (2019–2020) highlighted themes including labour migration, life course, labour markets, migration policies, tax incentives, and families.

The Density Visualization Map (DVM) shows which research areas have more or less attention and can also help us identify possible research gaps. Red areas show themes that have been studied more, while green and blue areas show themes that have received less attention. Therefore, these less explored areas may provide opportunities for future research. (Priyashantha & Dilhani, 2022; Van Eck & Waltman, 2014). Figure 6 demonstrates that return migration is the most dominant and frequently studied keyword, while migration represents a significant but less intensive theme. Other keywords, including entrepreneurship, circular migration, and developing countries, appear in lower-density areas, indicating opportunities for further investigation.

Furthermore, VOSviewer groups keywords into clusters based on how often they appear and how closely they are related. Keywords in the same cluster are usually connected and can show similar research areas or themes (Priyashantha, 2023; Priyashantha et al., 2023; Priyashantha & Dilhani, 2022). Accordingly, this study identified 12 distinct keyword clusters.

Table 5. Twelve Clusters with the Categorization of Keywords

Color Code	Cluster theme	Keywords	Authors	Journals
Red	Navigating Integration	Integration	Arowolo (2000); De Haas (2010); Fokkema (2011); Klinthäll (2006)	Journal of Mediterranean Studies; Journal of international migration and integration; International migration
		Return Migration Intention	Carling and Pettersen (2014); De Haas and Fokkema (2011); Fokkema (2011); Tezcan (2019)	Journal of Mediterranean Studies; Demographic research; International migration; Population, Space and Place
		Second Generation	Fokkema (2011); Groenewold and De Valk (2017); King et al. (2014)	Journal of Mediterranean Studies; Demographic Research; Journal of Transnational Studies
		Transnationalism	Carling and Pettersen (2014); Groenewold and De Valk (2017); King et al. (2014); Schiele (2021)	Journal of ethnic and migration studies; International Migration; Demographic research; Journal of Transnational Studies
Green	Dimensions of Return Migration	Diaspora	Fittante and Barry (2022); Mateos (2020); Meel (2017); Song (2020); Tsuda (2010)	Ethnic and Racial Studies; Nations and Nationalism; New West Indian Guide; Migration Letters; Asian Studies Review
		Ethnic Return Migration	Bonnenfant (2012); Kuşçu (2014); Tsuda (2010)	Nations and Nationalism; International Migration
		Ethnicity	Anniste and Tammaru (2014)	Demographic Research
		Gender	Haddad and Caron (2023); Nwankwo and Govia (2022); Olwig (2012); Samari (2021);	Journal of the Royal Anthropological Institute; Journal of Ethnic and Migration Studies; Journal of Comparative Economics; Population, Space and Place;

			Tuccio and Wahba (2018)	Journal of Immigrant and Minority Health
		Policies	Fernández-Sánchez et al. (2023); Martínez-Buján (2019); Seol and Lee (2011)	Asian and Pacific Migration Journal; International Migration; Journal of ethnic and migration studies
Blue	Wellbeing and Migration	Circular migration	Elsayeh (2025); Hercog and Siegel (2011); Nwadiuko et al. (2021)	Health policy and planning, International Migration
		COVID 19	Farooq and Arif (2023); Pitoyo et al. (2021); Predojević-Despić (2021)	GeoEco; Demografija; Journal of Ethnic and Migration Studies
		Labour Migration	Adamopoulou (2024); Predojević-Despić (2021); Tyagi (2011)	International Journal of Research in Computer Application & Management; Demografija; Southeast European and Black Sea Studies
		Mental Health	Donato et al. (2020); Li et al. (2019); Siriwardhana and Stewart (2013)	International health; Aapplied economics letters; Frontiers in psychiatry
Yellow	Entrepreneurial Reintegration	Entrepreneurship	Alarcón and Ordóñez (2015); Black and Castaldo (2009); Hamdouch and Wahba (2015); Lara Lara et al. (2021); Liu (2020)	Tijdschrift voor economische en sociale geografie ; Cepal review; Middle East Development Journal; Desarrollo y Sociedad;Asia Pacific Viewpoint
		Human Capital	Amanzadeh et al. (2024); Lacomba and Cloquell (2017); Maria and Wassink (2016); Williams and Baláž (2005)	Social Problems; International migration review ; International Migration ; National Bureau of Economic Research
		Labour Market	Murakami (2014); Sahu and Das (2010); Shima (2010)	Review of Development and Change; The journal of Technology Transfer
		Return Migrants	Barrett and Mosca (2013); Hui et al. (2019); Liu et al. (2020); Williams and Baláž (2005)	Journal of Finance and Economics; Ageing International; Journal of Ethnic and Migration Studies; International Migration Review
Purple	Youth Migration	Children	Démurger and Xu (2015); Dustmann (2003); Li and Liang (2024); Li et al. (2019)	Journal of Population Economics; Applied Economics Letters; Social Science Research; Journal of Migration
		Determinants	Gibson and McKenzie (2011); Israel et al. (2019); Toomistu et al. (2024); Yendaw (2013)	Journal of Development Economics; Israeli STEM research; Migration Studies
		Emigration	Gibson and McKenzie (2011); Masferrer and Roberts (2012); Nekby (2006)	Journal of Population Economics; Journal of Development Economics; Population Research and Policy Review
Cyan	Government Policies on Migration	Brain Drain	Biondo et al. (2012); Dustmann (2003); Efendi et al. (2018)	Journal of Development Economics; Indian Journal of Public Health Research & Development,

		Migration Policies	Cassarino (2009); Flahaux (2017); Giordano and Terranova (2012)	International Migration Review; Forced Migration Review; Journal of Global Policy and Governance
		Tax Incentives	Andersen (2005); Bassetto and Ippedico (2024); Kleven et al. (2020)	IZA Discussion Papers; Economics Letters; Journal of Economic Perspectives
Orange	Migration and Development	Development	Bucheli and Fontenla (2024); Kopliku (2019); Seol and Lee (2011)	Research in Social Change; Review of Economics and Statistics; Asian and Pacific Migration Journal
		Life Satisfaction	Hui et al. (2019); Lapshyna and Düvell (2015); Schiele (2021)	Journal of Finance and Economics; Migration and Development; Journal of ethnic and migration studies
		Transnational Return Migration	Coe (2011); Plaza (2008); lack & King, (2004)	American Ethnologist; Revue Européenne des Migrations Internationals; Population, Space and Place
Brown	Extreme Ends of Migration	Citizenship	Despagne and Manzano-Munguía (2020); Leblang (2017); Lynn-Ee Ho (2011)	Comparative Political Studies; Citizenship Studies; Children and Youth Services Review
		Deportation	Diaz et al. (2016); Drotbohm (2011); Majidi and Schuster (2018)	Citizenship Studies; Demography
Pink	Skilled Migration	Engineers	Sabharwal and Varma (2016); Zeithammer and Kellogg (2013)	International Migration; Journal of Marketing Research; Bulletin of Science
		Scientists	Gaulé (2014); Sabharwal and Varma (2016); Zeithammer and Kellogg (2013)	Economics Letters; Technology & Society; Journal of Marketing Research
Light Red	Age and Migration	Immigrants	King and Newbold (2008); Mensah and Owusu Ansah (2022); Ravuri (2014)	The Social Science Journal; Population, Space and Place; International Migration
		Retirement	Cobb-Clark and Stillman (2013); Hunter (2011); Sheftel (2021)	Journal of Migration; Innovation in Aging; Population, Space and Place
Light Green	Family Dynamics	Family	Gillespie et al. (2022); Olwig (2012); Samari (2021)	Population Research and Policy Review; Journal of Ethnic and Migration Studies; Journal of the Royal Anthropological Institute
		Life Course	Gillespie et al. (2022); Sheftel (2021); Spring et al. (2024)	Population, Space and Place; Population Research and Policy Review; Psychological Sciences and Social Sciences
Light Blue	Economic benefit of Remittances	Developing Countries	Cattaneo and Robinson (2020); Haddad and Caron (2023); Wahba (2014)	World of Labor; Population, Space and Place; Demography
		Remittances	Collier et al. (2018); Jones and De la Torre (2011); Rose and Shaw (2008)	Global Networks; Mexican Studies; Review of Development Economics

Source: Authors' Conception, 2025

Return Migration -Red

The main keywords in this cluster were Integration, Return Migration Intention, Second Generation, and Transnationalism. In this section, we discuss the main findings related to these keywords.

Integration: Integration can influence return migration decisions through social, economic, and transnational factors (Fokkema, 2011). However, factors such as education, participation in the labour market, and social and economic connections in the host country do not have a strong influence on return migration decisions (De Haas et al., 2015). At the same time, effective institutional support and suitable reintegration programmes can help migrants return successfully (Arowolo, 2000). Temporary residency systems may also limit migrants' economic integration in the host country (Klinthäll, 2006).

Return Migration Intention: Return intentions can be stronger among migrants who maintain close social and cultural ties with their home countries (Fokkema, 2011). On the other hand, integration in the host country may reduce the intention to return when migrants have weaker connections with their home countries (De Haas & Fokkema, 2011). In addition, economic conditions, social relationships, discrimination, and the opportunities available in both the host and home countries can influence return decisions (Carling & Pettersen, 2014; Tezcan, 2019).

Second Generation: Second-generation migrants who maintain strong transnational ties and close connections with their home countries may be more likely to consider returning (Fokkema, 2011). Their migration decisions can also be influenced by acculturation, personal characteristics, and the cultural differences between the host and home countries (Groenewold & De Valk, 2017).

Transnationalism: Transnational social networks can influence return decisions because migrants' relationships across countries can affect their willingness to return (Carling & Pettersen, 2014). In addition, differences in expectations about life satisfaction among return migrants may lead to different levels of planned return across countries (Schiele, 2021).

Dimensions of Return Migration- Green

The main keywords in this cluster were Diaspora, Ethnic Return Migration, Ethnicity, Gender, and Policies. The main findings related to these areas are discussed below.

Diaspora: Diasporic identity and emotional attachment to the home country can influence decisions to return, while political and economic conditions also play an important role (Fittante & Barry, 2022). Ethnic nation-states can also encourage people from the diaspora to return through special immigration policies (Tsuda, 2010). In addition, family, social, cultural, spiritual, and religious connections may be more important than economic benefits for some diaspora return migrants (Meel, 2017). Therefore, suitable diaspora policies are needed to manage the increasing movement of people across countries (Mateos, 2020).

Ethnic Return Migration: Ethnic return migration can give ethnic nations an opportunity to attract people from the same ethnic background and maintain their ethnic connections (Tsuda, 2010). However, it can also create concerns because of the social and economic pressure it may place on local institutions and the possibility of giving preference to certain ethnic groups over others (Kuşçu, 2014).

Ethnicity: Ethnicity is a significant determinant of return migration, as differences among ethnic groups influence integration levels and return intentions (Anniste & Tammaru, 2014).

Gender: Gender can influence return migration through changes in family roles and household decisions. Women may change or redefine their roles after returning to their home countries, while their migration experiences can also affect their independence and decisions to return (Olwig, 2012; Samari, 2021). In addition, marriage, divorce, and parenthood can affect the return patterns of men and women in different ways (Haddad & Caron, 2023).

Policies: Effective return migration policies should consider human rights, economic development, and social stability together (Seol & Lee, 2011). However, existing policies may not fully consider the different needs of migrant groups. They can also leave out host families and local communities from the reintegration process (Fernández-Sánchez et al., 2023). In some cases, this may make the reintegration process more difficult for both return migrants and the communities they return to.

Wellbeing and Migration - Blue

The main keywords in this cluster were Circular Migration, COVID-19, Labour Migration, and Mental Health. In this section, we discuss the main findings related to these themes and how they connect with return migration research.

Circular Migration: Circular migrants are often male, have lower levels of education, and come from remote or less developed areas compared with other return migrants (Nwankwo & Govia, 2022). Their decisions to return may be influenced by family situations, unsuccessful experiences of migration, or achieving their financial goals. At the same time, circular migration can benefit both origin and destination countries. It may support remittances, help share skills and knowledge, and also help fill labour shortages (Hercog & Siegel, 2011).

COVID-19: The pandemic showed that return migration can also be linked with public health, as returning migrants may contribute to the spread of infections through their contact with local communities (Pitoyo et al., 2021). Therefore, migration policies need to consider the risks and challenges faced by migrants and their families. Proper support for reintegration and better awareness among people planning to migrate are also important, especially after the pandemic (Predojević-Despić, 2021; Farooq & Arif, 2023).

Labour Migration: Skilled workers' migration and their decisions to return can be influenced by better communication, easier travel, and flexible citizenship arrangements (Tyagi, 2011). Return migration may become more likely when the wage gap between the home and host countries becomes smaller. The COVID-19 crisis also led many temporary skilled migrants to return because they faced problems with em-

ployment and mobility. At the same time, changes in working conditions and travel restrictions also affected their decisions to return.

Mental Health: Return migration can affect mental health in different ways. For some displaced people, returning may have negative effects, while for others, it can bring psychological benefits after conflicts have ended (Siriwardhana & Stewart, 2013). Return migration has also been linked with a higher risk of depression and lower resilience among children living in disadvantaged rural areas (Li et al., 2019). In addition, some return migrants may experience depression, anxiety, tiredness, and pain, and these experiences can also vary according to age, gender, and other demographic factors (Donato et al., 2020).

Entrepreneurial Reintegration - Yellow

The main keywords in this cluster were Entrepreneurship, Human Capital, Labour Market, and Return Migrants. In this section, we discuss the main findings related to these themes.

Entrepreneurship: Return migrants' business activities can be influenced by their personal characteristics, the length of time they spent abroad, their reasons for returning, and the financial, human, and social resources they gained while living abroad (Black & Castaldo, 2009). Work experience gained overseas can also play an important role in starting a business after returning. Similarly, business experience during migration, voluntary return, and work in areas such as hospitality and agriculture can increase the chance of starting a business. On the other hand, higher education and previous public sector work may reduce the tendency to start a business (Alarcón & Ordóñez, 2015). Age and the income earned abroad can also affect the business activities of return migrants.

Human Capital: Human capital gained abroad can play an important role in improving the economic opportunities of return migrants (Maria & Wassink, 2016). Both formal skills, such as professional qualifications and language skills, and informal skills gained through work experience can help migrants with reintegration and starting businesses. However, Williams and Baláž (2005) argue that formal education alone cannot fully explain the value of international work experience. They also highlight the importance of interpersonal skills, confidence, and social skills.

Labour Market: Migrant workers often face low wages, unstable jobs, and limited social protection, and these conditions can affect their economic situation before and after returning home (Sahu & Das, 2010). Remittances also often help support household livelihoods, especially for families facing poverty and debt. In addition, return migration and labour market participation are closely linked because migrants' expectations about the value of their skills and work experience gained abroad can influence their employment decisions after returning home (Shima, 2010).

Return Migrants: The growth of return migration is also linked with rural labour movements and changes in social and economic conditions (Hui et al., 2019). Factors such as family responsibilities, health, better housing, and access to community services can influence people's decisions to return (Liu et al., 2020). However, returning home is not always easy, as return migrants may face more social isolation and loneliness compared with people who have never migrated (Barrett & Mosca, 2013).

Youth migration - Purple

The main keywords in this cluster were Children, Determinants, Emigration, and Return Migration. However, Return Migration was not included in this cluster because it represents the main focus of our study. Therefore, the other three keywords are discussed below.

Children: Children's situations can strongly influence migrants' decisions to return. Parents may think about their children's future, education, and gender when making these decisions (Dustmann, 2003). However, return migration can have negative effects on children's mental health, such as lower resilience and self-esteem and a higher risk of depression (Li et al., 2019; Li & Liang, 2024). At the same time, returning may also bring some cognitive benefits for children living in urban areas. Parents with school-aged children may also delay their return to save more money and resources for their children's education, while grandparents can help by taking care of children when parents are away (Démurger & Xu, 2015).

Determinants: Return migration decisions can be influenced by individual characteristics, economic conditions, social networks, and family factors. Things such as risk preferences, patience, education choices, financial limitations, and lifestyle can also affect a person's decision to return (Gibson & McKenzie, 2011). Economic and social capital may have a positive influence on return decisions, while cultural capital may have less influence (Israel et al., 2019). Family ties are also an important factor in these decisions (Yendaw, 2013). However, in some situations, social and political conditions may have a stronger influence than personal networks (Toomistu et al., 2024). Overall, these factors can work together and shape how and why migrants decide to return.

Emigration: Emigration patterns can be related to education and skill levels. Highly educated people may be more likely to move to third countries instead of returning to their home countries (Nekby, 2006). In addition, personal preferences and individual characteristics can strongly influence the emigration decisions of highly skilled migrants (Gibson & McKenzie, 2011).

Government Policies on Migration - Cyan

The main keywords in this cluster were Brain Drain, Migration Policies, and Tax Incentives. In this section, we discuss the main findings related to these areas and how they are connected with return migration.

Brain Drain: Brain drain can affect human capital development in both origin and destination countries. From a microeconomic view, it reflects migrants' decisions about whether to move and return. However, social connections and networks can also influence these decisions (Biondo et al., 2012). At the same time, return migration can turn brain drain into "brain gain" when migrants bring back the skills, knowledge, and experience they gained abroad (Dustmann et al., 2011).

Migration Policies: Migration policies play an important role in managing migration flows and protecting migrants' rights (Cassarino, 2009). However, restrictive policies may discourage migrants from returning. So, policymakers need to consider how policies and institutions in a country can influence migrants' decisions to return (Flahaux, 2017).

Tax Incentives: Tax incentives are also used to encourage highly skilled migrants, especially younger professionals, to return to their home countries. Such policies can affect migration decisions among different income groups by making return migration more attractive (Bassetto & Ippedico, 2024).

Migration and Development - Orange

The main keywords in this cluster were Development, Life Satisfaction, and Transnational Return Migration. In this section, we discuss the main findings related to these themes.

Development: Return migrants can support development through the social, financial, and human capital they gain while living abroad. When they return and reintegrate into their home communities, they can also contribute to social and economic changes. Their return may help improve income, participation in work, health, and education (Kopliku, 2019; Bucheli & Fontenla, 2024).

Life Satisfaction: Migration experiences can affect the wellbeing of return migrants because they may feel a sense of loss when they compare their living conditions with the better conditions they experienced abroad (Hui et al., 2019). Also, dissatisfaction with living conditions can influence migration decisions, as it may affect people's aspirations and plans to move (Lapshyna & Düvell, 2015).

Transnational Return Migration: Transnational migration can affect family structures and gender relations. Female transnational migrants may face challenges similar to those experienced by internal migrants, but their experiences can also be shaped by the specific conditions of moving and living across countries (Coe, 2011).

Extreme Ends of Migration – Brown

stronger factor. Highly educated immigrants were also more likely to return because they may have better opportunities to use their skills in their home country (Ravuri, 2014).

Retirement: Cobb-Clark and Stillman (2013) found that migrants are more likely to return to their home countries when they reach retirement, especially when the conditions are favourable. They also found that return patterns can be different among immigrant groups, depending on their age and retirement situation.

Family Dynamics – Light Green

The main keywords in the light green cluster were Family and Life Course. In this section, we discuss the main findings related to these keywords.

Family: Samari (2021) found that women whose husbands returned from Arab countries tend to follow more traditional gender roles and have less involvement in household decisions compared with women from non-migrant households. Family also plays an important role in return migration decisions, but its influence may become weaker as return migrants get older (Gillespie et al., 2022).

Life Course: Spring et al. (2024) found that life-course changes and migration are closely connected. Events such as divorce, losing a job, the death of a family member, and physical or mental health problems can affect migration decisions. At the same time, poor physical health may reduce the chance of further migration and make return migration more likely.

Economic Benefit of Remittances – Light Blue

The main keywords in the light blue cluster were Developing Countries and Remittances. In this section, we discuss the main findings related to these keywords.

Developing Countries: Return migration can bring economic benefits when migrants gain financial resources and skills abroad and use them after returning home. However, these benefits can depend on the skills and savings they bring back, as well as the ability of the home country to support return migrants and make use of their investments (Wahba, 2014). Repeated migration is also common in developing countries, especially among young male migrants (Cattaneo & Robinson, 2020).

Remittances: Although there are different views about the effects of remittances, they play an important role in supporting household income and development (Rose & Shaw, 2008). For example, in Bolivia, money received through remittances made up almost half of the income of households with active migrants (Jones & De la Torre, 2011). Remittances are not only about money, but they can also bring new ideas, values, and social practices. These can influence people's lifestyles, investment in education and skills, and long-term social and cultural development in both origin and destination countries (Collier et al., 2018).

CONCLUSIONS

In this study, we systematically reviewed the return migration literature published between 2000 and 2024 using the PRISMA framework and bibliometric tools such as Biblioshiny and VOSviewer. Our analysis identified twelve main themes: return migration, dimensions of return migration, wellbeing and migration, entrepreneurial reintegration, youth migration, government policies, migration and development, extreme ends of migration, skilled migration, age and migration, family dynamics, and the economic benefits of remittances. These findings show that return migration is studied across different areas, and the research field has changed and developed over time.

Our review also identified some areas that have received less attention, such as entrepreneurship, circular migration, transnationalism, and return migration in developing countries. Therefore, these areas can provide useful directions for future researchers. However, our study also has some limitations. We included only empirical journal articles from two databases, so some relevant studies may not have been included in our analysis. However, even with these limitations, our study brings together research that is spread across different areas and provides useful evidence for researchers and policymakers. The findings can also help us

and future researchers develop new ideas, conduct further studies, and support policies that may improve return migration and the reintegration of migrants.

REFERENCES

Adamopoulou, M. (2024). Suitcase Europeanization: the urban transformation of Northern Greece through the Gastarbeiter migration and re-turn (1960-1981). Southeast European and Black Sea Studies, 1-15.

Alarcón, S., & Ordóñez, J. (2015). Ecuador: return from migration and entrepreneurship in Loja. Cepal review, 2015(117), 65-81.

Alibabaiee, M., & Jom'epour, M. (2017). The Procces and Pattern of Return Migration and Factors Affecting it) Case Study: Hajilou Dehestan-Kabodarahang County). Journal of Research and Rural Plan-ning, 5(4), 91-105.

Amanzadeh, N., Kermani, A., & McQuade, T. (2024). Return Migration and Human Capital Flows.

Andersen, T. M. (2005). Migration, taxation and educational incentives. Economics Letters, 87(3), 399-405.

Andrlić, B., Priyashantha, K. G., & De Alwis, A. C. (2023). Employee engagement management in the COVID-19 pandemic: A systematic literature review. Sustainability, 15(2), 987.

Anniste, K., & Tammaru, T. (2014). Ethnic differences in integration levels and return migration intentions: A study of Estonian migrants in Fin-land. Demographic Research, 30, 377-412.

Aparicio, G., Iturralde, T., & Maseda, A. (2019). Conceptual structure and perspectives on entrepreneurship education research: A bibliometric review. European research on management and business economics, 25(3), 105-113.

Arowolo, O. O. (2000). Return migration and the problem of reintegration. International migration, 38(5), 59-82.

Barrett, A., & Mosca, I. (2013). Social isolation, loneliness and return migration: evidence from older Irish adults. Journal of Ethnic and Migration Studies, 39(10), 1659-1677.

Bassetto, J., & Ippedico, G. (2024). Tax incentives and return migration.

Bilecen, T. (2022). To stay or to return? A review on return migration literature. Migration Letters, 19(4), 367-385.

Biondo, A. E., Pluchino, A., & Rapisarda, A. (2012). Return migration after brain drain: A simulation approach. arXiv preprint arXiv:1206.4280.

Black, R., & Castaldo, A. (2009). Return migration and entrepreneurship in Ghana and Côte d'Ivoire: the role of capital transfers. Tijdschrift voor economische en sociale geografie, 100(1), 44-58.

Bonnenfant, I. K. (2012). Constructing the homeland: Kazakhstan's discourse and policies surrounding its ethnic return-migration policy. Cen-tral Asian Survey, 31(1), 31-44.

Bucheli, J. R., & Fontenla, M. (2024). The impact of return migration on economic development. Review of Economics and Statistics, 1-15.

Callon, M., Courtial, J.-P., Turner, W. A., & Bauin, S. (1983). From translations to problematic networks: An introduction to co-word analysis. So-cial science information, 22(2), 191-235.

Carling, J., & Pettersen, S. V. (2014). Return migration intentions in the integration–transnationalism matrix. International migration, 52(6), 13-30.

Cassarino, J.-P. (2009). Return and re-admission in states' migration policies. Forced Migration Review(32), 65.

Cattaneo, A., & Robinson, S. (2020). Multiple moves and return migration within developing countries: A comparative analysis. Population, Space and Place, 26(7), e2335.

Ciobanu, R. O., & Ramos, A. C. (2015). Is there a way back?: A state-of-the-art review of the literature on retirement return migration. Ageing in contexts of migration, 96-107.

Cobb-Clark, D. A., & Stillman, S. (2013). Return migration and the age profile of retirement among immigrants. IZA Journal of Migration, 2, 1-20.

Cobo, M. J., López-Herrera, A. G., Herrera-Viedma, E., & Herrera, F. (2012). SciMAT: A new science mapping analysis software tool. Journal of the American Society for information Science and Technology, 63(8), 1609-1630.

Coe, C. (2011). What is the impact of transnational migration on family life? Women's comparisons of internal and international migration in a small town in Ghana. American Ethnologist, 38(1), 148-163.

Collier, W., Piracha, M., & Randazzo, T. (2018). Remittances and return migration. Review of Development Economics, 22(1), 174-202.

De Haas, H. (2010). Migration and development: A theoretical perspective. International Migration Review, 44(1), 227-264.

De Haas, H., & Fokkema, T. (2011). The effects of integration and transnational ties on international return migration intentions. Demographic Research, 25, 755-782.

De Haas, H., Fokkema, T., & Fihri, M. F. (2015). Return migration as failure or success? Journal of international migration and integration, 16(2), 415-429.

Debnath, P. (2016). Leveraging return migration for development: The role of countries of origin. A literature review. KNOMAD (Washington DC) Working Paper, 17.

Démurger, S., & Xu, H. (2015). Left-behind children and return migration in China. IZA Journal of Migration, 4, 1-21.

Despagne, C., & Manzano-Munguía, M. C. (2020). Youth return migration (US-Mexico): Students' citizenship in Mexican schools. Children and Youth Services Review, 110, 104652.

Diaz, C. J., Koning, S. M., & Martinez-Donate, A. P. (2016). Moving beyond salmon bias: Mexican return migration and health selection. Demography, 53, 2005-2030.

Donato, K. M., Caron, L., & Hamilton, E. (2020). Migration and mental health in Mexico: domestic migrants, return US migrants, and non-migrants. Frontiers in psychiatry, 10, 970.

Drotbohm, H. (2011). On the durability and the decomposition of citizenship: the social logics of forced return migration in Cape Verde. Citizen-ship Studies, 15(3-4), 381-396.

Dustmann, C. (2003). Children and return migration. Journal of population economics, 16, 815-830.

Dustmann, C., Fadlon, I., & Weiss, Y. (2011). Return migration, human capital accumulation and the brain drain. Journal of Development Eco-nomics, 95(1), 58-67.

Dustmann, C., & Weiss, Y. (2007). Return migration: theory and empirical evidence from the UK. British Journal of Industrial Relations, 45(2), 236-256.

Efendi, F., Kurniati, A., Savage, E., & Yusuf, A. (2018). Return migration of nurses: a concept analysis. Indian Journal of Public Health Research & Development, 9(9), 199-203.

Elsayeh, M. (2025). Circular and return migration of Egyptian migrant workers in Libya. International migration, 63(2), e13334.

Farooq, S., & Arif, G. (2023). The facts of return migration in the wake of COVID-19: a policy framework for reintegration of Pakistani workers. Journal of Ethnic and Migration Studies, 49(20), 5190-5218.

Fernández-Sánchez, H., Salma, J., Dorow, S., & Salami, B. (2023). A multi-scalar critical analysis of return migration policies in Mexico. International migration, 61(6), 175-192.

Fittante, D., & Barry, J. (2022). "My second choice was Armenia": motivations for diasporic return migration among Iranian Armenians to Arme-nia. Ethnic and Racial Studies, 45(16), 523-543.

Flahaux, M.-L. (2017). The role of migration policy changes in Europe for return migration to Senegal. International Migration Review, 51(4), 868-892.

Fokkema, T. (2011). 'Return'migration intentions among second-generation Turks in Europe: the effect of integration and transnational-ism in a cross-national perspective. Journal of Mediterranean Studies, 20(2), 365-388.

Gaulé, P. (2014). Who comes back and when? Return migration decisions of academic scientists. Economics Letters, 124(3), 461-464.

Gibson, J., & McKenzie, D. (2011). The microeconomic determinants of emigration and return migration of the best and brightest: Evidence from the Pacific. Journal of Development Economics, 95(1), 18-29.

Gillespie, B. J., Mulder, C. H., & von Reichert, C. (2022). The role of family and friends in return migration and its labor market outcomes. Popula-tion Research and Policy Review, 1-24.

Giordano, A., & Terranova, G. (2012). The Indian policy of skilled migration: Brain return versus diaspora benefits. Journal of Global Policy and Governance, 1, 17-28.

Gittins, T., & Fink, M. (2015). Return migration, informal learning, human capital development and SME internationalization in the CEE region: A systematic literature review. Journal of East European Management Studies, 279-303.

Groenewold, G., & De Valk, H. A. (2017). Acculturation style, transnational behaviour, and return-migration intentions of the Turkish second gen-eration: Exploring linkages. Demographic Research, 37, 1707-1734.

Haddad, M., & Caron, L. (2023). Transregional spouses, parents and children: How gender and family shape return migration in the French overseas. Population, Space and Place, 29(3), e2629.

Hamdouch, B., & Wahba, J. (2015). Return migration and entrepreneurship in Morocco. Middle East Development Journal, 7(2), 129-148.

Hercog, M., & Siegel, M. (2011). Promoting return and circular migration of the highly skilled.

Hui, X., Jie, L., & Desheng, L. (2019). An empirical study on the happiness of return migrants in China: the potential effect of migration experienc-es. Journal of Finance and Economics, 45(03), 20-33.

Hunter, A. (2011). Theory and practice of return migration at retirement: the case of migrant worker hostel residents in France. Population, Space and Place, 17(2), 179-192.

Israel, E., Cohen, N., & Czamanski, D. (2019). Return on capital? Determinants of counter-migration among early career Israeli STEM researchers. PloS one, 14(8), e0220609.

Jain, T., Currie, G., & Aston, L. (2022). COVID and working from home: Long-term impacts and psycho-social determinants. Transportation Research Part A: Policy and Practice, 156, 52-68.

Jones, R. C., & De la Torre, L. (2011). Diminished tradition of return? Transnational migration in Bolivia's Valle Alto. Global networks, 11(2), 180-202.

King, K. M., & Newbold, K. B. (2008). Return immigration: The chronic migration of Canadian immigrants 1991 1996 and 2001. Population Space and Place, 14(2), 85-100.

King, R., Christou, A., Goodson, I., & Teerling, J. (2014). Tales of satisfaction and disillusionment: Second-generation "return" migration to Greece and Cyprus. Journal of Transnational Studies, 17(3), 262-287.

Kleven, H., Landais, C., Muñoz, M., & Stantcheva, S. (2020). Taxation and migration: Evidence and policy implications. Journal of Economic Perspectives, 34(2), 119-142.

Klinthäll, M. (2006). Immigration integration and return migration. International symposium on international migration and development, 28-30.

Kopliku, B. (2019). Re-adjustment in the home country the effects of return migration and transnationalism. Research in Social Change, 11(1), 42-61.

Kuşçu, I. (2014). Ethnic return migration and public debate The case of Kazakhstan. International migration, 52(2), 178-197.

Lack, R., & King, R. (2004). Editorial introduction: Migration, return and development in West Africa. Population, Space and Place, 10(2), 75–83.

Lacomba, J., & Cloquell, A. (2017). Migration productive return and human capital Lessons from the new governmental policy on migration in Ecuador. International migration, 55(2), 109-125.

Lapshyna, I., & Düvell, F. (2015). Migration life satisfaction return and development the case of a deprived post Soviet country (Ukraine). Migration and Development, 4(2), 291-310.

Lara Lara, J., Elizondo Salazar, J. A., Segovia, A. F., López Cano, T. L., & Quiroga Suárez, H. J. (2021). Return migration entrepreneurship and assets. Desarrollo y Sociedad, 89, 93-115.

Leblang, D. (2017). Harnessing the diaspora dual citizenship migrant return remittances. Comparative Political Studies, 50(1), 75-101.

Liberati, A., Altman, D. G., Tetzlaff, J., Mulrow, C., Gøtzsche, P. C., Ioannidis, J. P., ... & Moher, D. (2009). The PRISMA statement for reporting systematic reviews and meta-analyses of studies that evaluate health care interventions: explanation and elaboration. Annals of internal medicine, 151(4), W-65.

Li, Q., & Liang, Z. (2024). Heterogeneous effects of return migration on children's mental health and cognitive outcomes. Social Science Research, 122, 103041.

Li, X., Zhu, Z., & Zuo, H. (2019). The impact of return migration on the mental health of children. Applied Economics Letters, 26(3), 217-221.

Liu, C. W. (2020). Return migration online entrepreneurship and gender performance in the Chinese Taobao families. Asia Pacific Viewpoint, 61(3), 478-493.

Liu, Y., Dou, X., & Perry, T. E. (2020). Return migration in later life in Main-land China: Motivations, patterns, and influences. Ageing international, 45(1), 30-49.

Lynn-Ee Ho, E. (2011). Caught between two worlds: mainland Chinese return migration, hukou considerations and the citizenship dilemma. Citizenship Studies, 15(7), 643-658.

Majidi, N., & Schuster, L. (2018). Deportation and forced return Forced Migration. Routledge.

Maria, H. J., & Wassink, J. (2016). New skills new jobs Return migration skill transfers and business formation in Mexico. Social Problems, 63(4), 513-533.

Martínez-Buján, R. (2019). Here or there? Gendered return migration to Bolivia from Spain during economic crisis and fluctuating migration pol-icies. Journal of Ethnic and Migration Studies, 45(16), 3105-3122.

Masferrer, C., & Roberts, B. R. (2012). Going back home? Changing demography and geography of Mexican return migration. Population Re-search and Policy Review, 31, 465-496.

Massey, D. S., Arango, J., Hugo, G., Kouaouci, A., & Pellegrino, A. (1999). Worlds in motion: understanding international migration at the end of the millennium: understanding international migration at the end of the millennium. Clarendon Press.

Massey, D. S., Arango, J., Hugo, G., Kouaouci, A., Pellegrino, A., & Taylor, J. E. (1993). Theories of international migration: A review and appraisal. Population and Development Review, 431-466.

Mateos, P. (2020). Mexican-US asymmetrical diaspora policies in the age of return migration. Migration Letters, 17(1), 147-153.

Meel, P. (2017). Jakarta and Paramaribo calling: Return migration challenges for the Surinamese Javanese Diaspora. New West Indian Guide, 91(4), 223-259.

Mensah, J., & Owusu Ansah, A. (2022). Reflections on return migration: understanding how African immigrants in Canada contemplate return. International migration, 60(5), 198-216.

Mohamed, M. A., & Abdul-Talib, A. N. (2020). Push–pull factors influencing international return migration intentions: a systematic literature re-view. Journal of Enterprising Communities: People and Places in the Global Economy, 14(2), 231-246.

Murakami, Y. (2014). Influences of return migration on international collaborative research networks: cases of Japanese scientists returning from the US. The journal of Technology Transfer, 39(616-634).

Naudé, W., Siegel, M., & Marchand, K. (2017). Migration, entrepreneurship and development: critical questions. IZA Journal of Migration, 6, 1-16.

Nekby, L. (2006). The emigration of immigrants return vs onward migration evidence from Sweden. Journal of population economics, 19(197-226).

Nwadiuko, J., Switzer, G. E., Stern, J., Day, C., & Paina, L. (2021). South African physician emigration and return migration, 1991–2017: a trend analysis. Health Policy and planning, 36(5), 630-638.

Nwankwo, E. M., & Govia, I. O. (2022). Migration and the health of non-migrant family: findings from the Jamaica Return (ed) Migrants Study. Journal of Immigrant and Minority Health, 24(3), 689-704.

Nzima, D., Duma, V., & Moyo, P. (2017). Theorizing migration-development interactions: Towards an integrated approach. Migration and Development, 6(2), 305-318.

Olwig, K. F. (2012). The successful return: Caribbean narratives of migration family and gender. Journal of the Royal Anthropological Institute, 18(4), 828-845.

Page, M. J., McKenzie, J. E., Bossuyt, P. M., Boutron, I., Hoffmann, T. C., Mulrow, C. D., ... & Moher, D. (2021). The PRISMA 2020 statement: an updated guideline for reporting systematic reviews. bmj, 372.

Paule-Vianez, J., Gómez-Martínez, R., & Prado-Román, C. (2020). A bibliometric analysis of behavioural finance with mapping analysis tools. European research on management and business economics, 26(2), 71-77.

Pitoyo, A. J., Aditya, B., Sumini, S., Nugraha, A., & Nurhayati, S. (2021). Return Migration During Coronavirus Disease (Covid-19) Outbreak In Special Region Of Yogyakarta, Indonesia. GeoEco, 7(1), 50-64.

Plaza, D. (2008). Transnational return migration to the English-speaking Caribbean. Revue Européenne des Migrations Internationales, 24(1), 115–137.

Predojević-Despić, J. (2021). Labour migration COVID-19 pandemic and the Western Balkans Measures to encourage temporary circular and return migration. Demografija, 18, 71-91.

Priyashantha, K. (2023). Disruptive technologies for human resource management: a conceptual framework development and research agenda. Journal of Work-Applied Management, 15(1), 21-36.

Priyashantha, K., De Alwis, A., & Welmilla, I. (2023). Facets of Gender Stereotypes Change: A Systematic Literature Review. Kelaniya Journal of Management, 12(1).

Priyashantha, K., & Dilhani, V. (2022). Determinants of E-government adoption: a systematic literature review. Kelaniya Journal of Human Resource Management, 17(1).

Ravuri, E. D. (2014). Return migration predictors for undocumented Mexi-can immigrants living in Dallas. The Social Science Journal, 51(1), 35-43.

Rose, S., & Shaw, R. (2008). The gamble Circular Mexican migration and the return on remittances. Mexican Studies, 24(1), 79-111.

Sabharwal, M., & Varma, R. (2016). Return migration to India: Decision-making among academic engineers and scientists. International migration, 54(4), 177-190.

Sahu, G. B., & Das, B. (2010). Urban labour markets and the return to migration: Destination Surat. Review of Development and Change, 15(2), 129-152.

Samari, G. (2021). Coming back and moving backwards: return migration and gender norms in Egypt. Journal of Ethnic and Migration Studies, 47(5), 1103-1118.

Schiele, M. (2021). Life satisfaction and return migration: analysing the role of life satisfaction for migrant return intentions in Germany. Jounal of Ethnic and Migration Studies, 47(1), 110-129.

Seol, D. H., & Lee, Y. J. (2011). Recent developments and implications of policies on ethnic return migration in Korea. Asian and Pacific Migration Journal, 20(2), 215-231.

Sheftel, M. (2021). Return Migration as an Asset Maximization Strategy in Retirement. Innovation in Aging, 5(1), 190.

Shima, I. (2010). Return migration and labor market outcomes of the returnees. Does the return really pay off. F.-R. Reports.

Sinatti, G. (2015). Return migration as a win-win-win scenario? Visions of return among Senegalese migrants, the state of origin and receiving countries. Ethnic and Racial Studies, 38(2), 275-291.

Siriwardhana, C., & Stewart, R. (2013). Forced migration and mental health prolonged internal displacement return migration and resilience. International health, 5(1), 19-23.

Song, J. E. R. (2020). A double-edged sword: Gender and intersectionality of Korean American ethnic return migration. Asian Studies Review, 44(4), 579-596.

Spring, A., Gillespie, B. J., & Mulder, C. H. (2024). Internal migration following adverse life events: Assessing the likelihood of return migration and migration toward family. Population Space and Place, 30(3), 2711.

Tezcan, T. (2019). What initiates, what postpones return migration inten-tion? The case of Turkish immigrants residing in Germany. Population, Space and Place, 25(3), 2175.

Toomistu, T., Lauren, A., Annist, A., & Murakas, R. (2024). Determinants of return migration of Estonian young adults in transnational mobility. Migration Studies, 12(1), 42-67.

Tsuda, T. (2010). Ethnic return migration and the nation-state: encouraging the diaspora to return 'home'. Nations and Nationalism, 16(4), 616-636.

Tuccio, M., & Wahba, J. (2018). Return migration and the transfer of gender norms: evidence from the Middle East. Journal of Comparative Economics, 46(4), 1006-1029.

Tyagi, D. R. (2011). Return Migration Trends of Software Professionals and Its Impact on Socio-Economic Development of India. International Journal of Research in Computer Application & Management, 1(3), 92-96.

Van Eck, N. J., & Waltman, L. (2014). Visualizing bibliometric networks. In Measuring scholarly impact: Methods and practice (pp. 285-320). Springer.

Wahba, J. (2014). Return migration and economic development. International handbook on migration and economic development, 327-349.

Wang, Y., Zhao, N., Zhang, X., Li, Z., Liang, Z., Yang, J., & Hao, J. (2020). Bibliometrics analysis of butyrophilins as immune regulators [1992–2019] and implications for cancer prognosis. Frontiers in Immunology, 11, 1187.

Weldemariam, L. F., Ayanlade, A., Borderon, M., & Möslinger, K. (2023). Dynamics and factors influencing return migration to Sub-Saharan Afri-ca: A systematic review. Heliyon, 9, 18791.

Williams, A. M., & Baláž, V. (2005). What human capital, which migrants? returned skilled migration to Slovakia from the UK 1. International Migration Review, 39(2), 439-468.

Yendaw, E. (2013). A study of the underlying determinants of return mgration of international return migrants to the Berekum Municipity, Ghana. nternational Journal of Sociology and Anthropology, 5(8), 297-310.

Zeithammer, R., & Kellogg, R. P. (2013). The hesitant hai gui: Return-mgration preferences of US-educated Chinese scientists and engneers. Journal of Marketing Research, 50(5), 644-663.

Zulfiu Alili, M., & Adnett, N. (2021). Return migrants in Albania: The determinants of "entrepreneurial gain". Review of Development Ecnomics, 25(3), 1761-1777.