



**SABARAGAMUWA UNIVERSITY OF SRI LANKA**  
**UNIVERSITY ADMISSIONS FOR**  
**THE ACADEMIC YEAR 2020/2021**

**1. General Information**

Online applications are hereby called for the Aptitude Tests to select candidates for admission to the following degree programmes.

- 1. B.Sc. (Honours) Sport Sciences & Management**
- 2. B.Sc. (Honours) Physical Education**

In order to be eligible for admission to the above-mentioned degree programmes, candidates should be qualified for university admission with at least "S" passes for three subjects available in any subject streams at the GCE (A/L) Examination held in 2020. (Please refer to the Admission handbook 2020/21.

- Candidates who wish to apply only for the B.Sc. Honours in Physical Education programme should apply for the Aptitude Test at the Sabaragamuwa University of Sri Lanka or the University of Jaffna.
- Candidates who wish to apply only for the B.Sc. Honours in Sport Sciences & Management can apply for the Aptitude Test in either Sabaragamuwa University or the University of Sri Jayewardenepura or the University of Kelaniya.
- Candidates who wish to **apply for both degree programmes** B.Sc. Honours in Sport Sciences & Management and B.Sc. Honours in Physical Education should **apply only for the Aptitude Test at the Sabaragamuwa University of Sri Lanka**

**The preference to do an aptitude test will not affect the University those candidates are selected.**

The aptitude tests will only be conducted in the English medium.

***The Application closing date: 10<sup>th</sup> June 2021***

## **2. Online Application Process**

Use desktop or laptop computer to fill the online application.

The candidate must have an **active personal mobile number** and **active email address** to proceed with the application process. All messages, verification code, and admission will be sent to the email and/or mobile number provided. Therefore, providing active personal mobile and email addresses is mandatory in the application process. The University will not be responsible for the network problem and any other issues related to the inactive mobile number or email address.

### **A. Documents to be pre-prepared for the online application**

Candidates must have scanned copies (Only in JPG and PNG format) of the following documents before filling the online application.

1. Colour Photograph in passport size (35 × 45 mm / 132 × 170 px, Vignette)
2. Both sides of National Identity Card (NIC)
3. Bank Slip (Green slip/ Online receipt). Those who apply for one-degree programme should pay 1000 rupees, and those who apply for both degree programmes should pay 1500 rupees in favour of "Sabaragamuwa University of Sri Lanka " to the account number 0002246976 at BANK OF CEYLON
4. Payment Voucher (certified by BOC)
5. Sports certificates (2016 to 2020): maximum 10 certificate

Providing sports certificates is optional, and candidates who do not have any sports certificates also could apply to the courses. However, marks will be allocated for the candidate's highest sports achievements at the International, National, Provincial, District, and Divisional/Zonal levels. The scanned copies of the original certificates of the highest sports achievements obtained within the past five years (2016 – 2020) should be upload to the online application. Candidates are fully responsible for selecting and uploading the highest ten achievements. It is an added advantage to selecting achievements by covering more sports/events and a higher level of participation. The University will not be responsible for any of the sports achievements that are not uploaded.

6. Affidavit in support of changes appeared in the application and the certificates if any

***NB: Any fraudulent act and/or providing wrong information will subject to the cancellation of the eligibility to the examination without any notice to the candidate. The candidate must also agree to these terms at the registration.***

## B. Creating Account

### STEP 1: Register new applicant

The screenshot shows the registration page for the Aptitude Test 2021. The title is 'Aptitude Test 2021' and the sub-header is 'Register new applicant'. The form includes the following fields and elements:

- A text input field for 'Applicant's NIC Number' with a person icon.
- A note: 'Minimum 6 characters are required.'
- A password input field with a lock icon.
- A 'Re-type Password' input field with a lock icon.
- A note: 'The verification code will be sent to this number.'
- A mobile phone number input field with a phone icon.
- A checkbox labeled 'I agree to the terms'.
- A blue 'Register' button.
- A link at the bottom: 'I already have an account'.

- Use candidates' national identity card number (NIC)
- Remember or write down the password provide is mandatory
- Input **active personal mobile number** (All messages relevant to the examination will send to this number)
- Click on "**I agree to the terms**" and then "**Register.**"

### STEP 2: Verify account

The screenshot shows the account verification page. The title is 'Verify your account'. It features a green notification box that says 'Verification code sent.'. Below this, it says 'Check your phone to verify: 071'. There is a text input field containing '56738' with a phone icon. A blue 'Verify Account' button is present. At the bottom, there is a link: 'Didn't receive the code? Resend'.

- Type the verification code sent to the mobile number provided.
- Click "**Verify Account**"

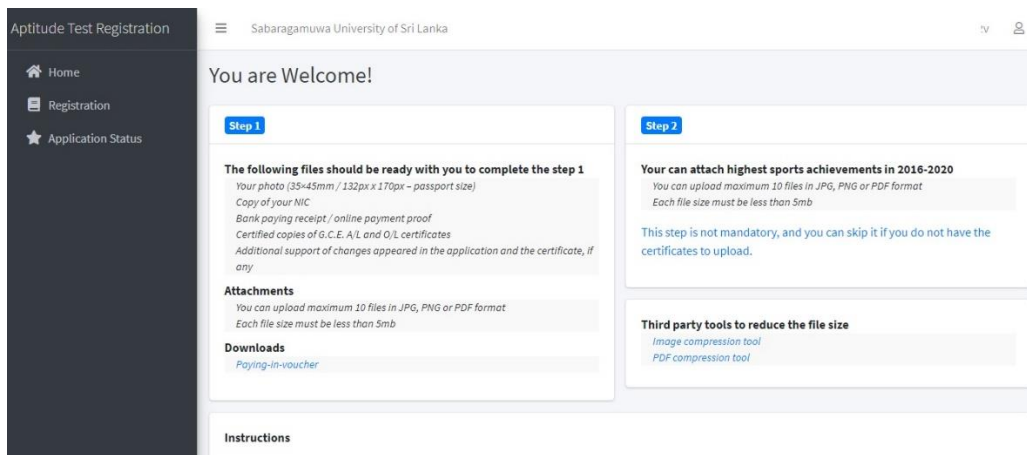
### Step 3: Account Activation

The screenshot shows the sign-in page. The title is 'Sign in to your account.'. It features a green notification box that says 'Account activation successful.'. Below this, there are two input fields: 'NIC Number' with a person icon and 'Password' with a lock icon. A blue 'Sign In' button is located below the password field. At the bottom, there is a link: 'Register a new account'.

- After successful account activation, **Sign in** to the account by providing the NIC number and password to process the online application

## C. Complete the online application

After signing in, the "**Wellcome screen**" will appear.



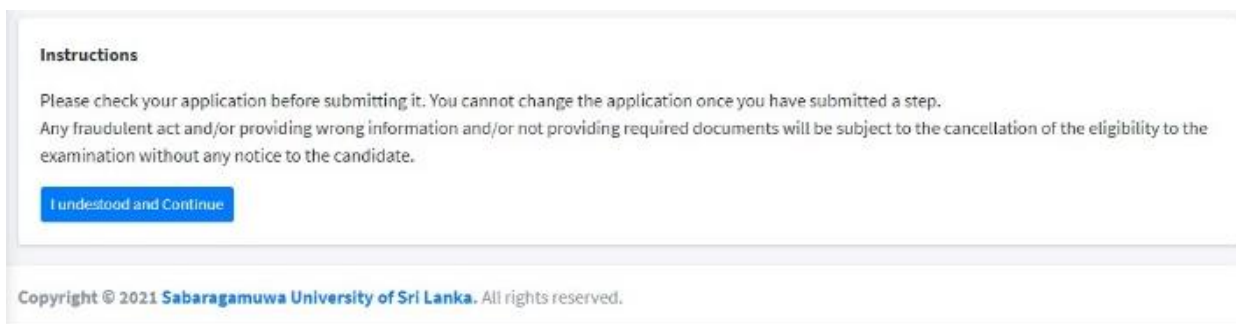
The application process consists of two steps:

**Step 1:** Step 1 is mandatory; candidates must fill all the required fields mark on "\*" and attach the photograph, both sides of NIC, bank slip, and payment voucher to complete step 1. Providing an active email address is mandatory in this step, as the admission and other information will send to this email address.

**Step 2:** Step 2 is optional; candidates could feed the selected certificates' information and upload the certificates or could complete the application without submitting the certificates if they do not have any.

The maximum limit of an attachment is 5Mb, and candidates could also use the following converter to compress their files by clicking on "***Image Compression tool***" or "***Pdf Compression tool***."

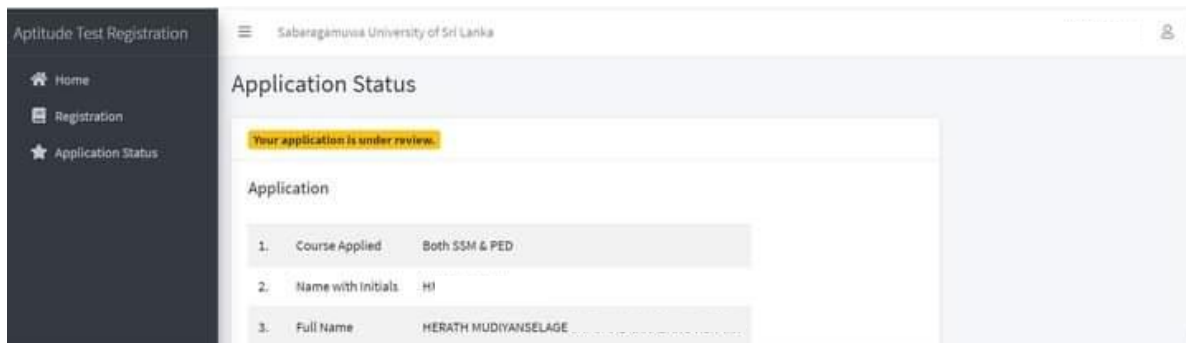
If all documents are prepared, candidates could enter the online application by clicking the "**I understand and continue**" button.



***NB: Ensure that all required photographs, documents, and sports certificates are uploaded before submitting the application.***

#### **D. View the status of the application**

If the candidates successfully applied, the application status will appear with the command **"Your application is under review."**



#### **E. Receiving admission to the examination**

Once the University reviews the application, the applicant will receive a message to the mobile number provided at the account creation. **The admission will be sent to the email address provided in the application and will not send by post.**

A printed copy of the admission should be taken by candidates and kept on hand when the examination is conducted. The admission card should be verified by one of the following personal.

*A member of the academic staff of the University, a government administrative officer or an officer of equal status, Principal of a school, Gramaseva Niladari of the Division, Justice of Peace, a Lawyer, A Notary or a Chief incumbent of a Buddhist Temple, or a chief priest of other religious institutions*

If the examination is conducted in the examination center, the duly filled admission card should bring to the examination hall with NIC. If the examination is conducted as an online test, the zoom link and/or other relevant information will be sent to the email address provided in the application.

Inability to present at the given time to either examination center or online examination will consider as "ABSENT" and will not consider any quarries after that.

#### **For further information, Contact:**

1. Head/ Department of Sports Sciences and Physical Education  
Faculty of Applied Sciences  
Sabaragamuwa University of Sri Lanka.  
**Office: 045 3 609 846**
2. Mr. Udaya: **0719576779** (Sinhala Language)
3. Mr.Sharmilan: **0760680732** (Tamil Language)